



ANNA INFRASTRUCTURES LIMITED
SHAREHOLDING PATTERN AS ON 31/03/2017
Table - 1 Summary Statement holding of specified securities

Category (I)	Category of Shareholder (II)	No of Shareholders (III)	No. of fully paid Equity Share Held (IV)	No. Of Party Paid Equity Shares Held (V)	No. Of shares underlying Depository Receipts (VI)	Total Nos. Shares Held (VII) = IV+V+VI	Shareholding as a % of total no of Shares (calculated as per SCRR 1957) (VIII) as a % of (A+B+C2)	No of Voting Rights held in each class of securities (IX)			Shareholding as a % assuming full conversions of convertible securities (as a % of diluted equity capital) (XI)=VII+X as a % of (A+B+C2)	No. of Locked in Shares (XII)		No of Shares pledged or otherwise encumbered (XIII)		No of Equity Shares Held in Dematerialized form (XIV)
								Class X	Class Y	Total		Total as a % of (A+B+C)	No. (a)	As a % of total shares held (b)	No. (a)	
(A)	Promoter & Promoter Group	26	2399138	0	0	2399138	63.1352	2399138	0	2399138	63.1352	0	0	0	0.0000	2322238
(B)	Public	869	1400862	0	0	1400862	36.8648	1400862	0	1400862	36.8648	0	0	0	0.0000	429901
(C)	Non Promoter - Non Public	0	0	0	0	0	0.0000	0	0	0	0.0000	0	0	0	0.0000	0
(C1)	Shares Underlying DRs	0	0	0	0	0	0.0000	0	0	0	0.0000	0	0	0	0.0000	0
(C2)	Share Held By Employees Trusts	0	0	0	0	0	0.0000	0	0	0	0.0000	0	0	0	0.0000	0
	Total	895	3800000	0	0	3800000	100.0000	3800000	0	3800000	100.0000	0	0	0	0.0000	2752139
	Total A+B+C1+C2															



ANNA INFRASTRUCTURES LIMITED
SHAREHOLDING PATTERN AS ON 31/03/2017
Table - II. Statement showing shareholding pattern of the Promoter and Promer Gr.

S.No.	Category & Name of the Shareholder (I)	PAN (II)	No of Shareholders (III)	No. of fully paid Equity Share Held (IV)	No. Of Partly Paid Equity Shares Held (V)	No. Of shares underlying Depository Receipts (VI)	Total Nos. Shares Held (VII) = IV+V+VI	Shareholding as a % of total no of Shares (calculated as per SCRR 1957) (VIII) as a % of (A+B+C2)	No of Voting Rights held in each class of securities (IX)			No of shares underlying convertible securities (including warrants) (X)	Shareholding as a % assuming full conversions of convertible securities (as a % of diluted equity capital) [(X)/(A+B+C2)] as a % of (A+B+C2)	No of Locked in Shares (XII)		No of Shares pledged or otherwise encumbered (XIII)		No of Equity Shares Held in Dematerialized form (XIV)	
									Class X	Class Y	Total			Total as a % of (A+B+C)	No. (a)	As a % of total shares held (b)	No. (a)		As a % of total shares held (b)
(a)	Indian Individual		22	2117628			2117628	55.7271	2117628	0	2117628	55.7271	0	0.0000	0	0.0000	0	0.0000	2040728
	Aditi Agarwal	AOBPA2925D		14800			14800	0.3895	14800	0	14800	0.3895	0	0.0000	0	0.0000	0	0.0000	14800
	Akrati Gupta	AIKPA7076L		15500			15500	0.4079	15500	0	15500	0.4079	0	0.0000	0	0.0000	0	0.0000	15500
	Alka Agarwal	AAAXPA0996L		36628			36628	0.9639	36628	0	36628	0.9639	0	0.0000	0	0.0000	0	0.0000	36628
	Anil Mittal	AEEPMP7045K		388200			388200	10.2158	388200	0	388200	10.2158	0	0.0000	0	0.0000	0	0.0000	388200
	Anil Kumar Agarwal	ACOPA0004E		52600			52600	1.3842	52600	0	52600	1.3842	0	0.0000	0	0.0000	0	0.0000	52600
	Anju Mittal	AISPM6405D		73100			73100	1.9237	73100	0	73100	1.9237	0	0.0000	0	0.0000	0	0.0000	73100
	Ashok Kumar Mittal	ADDPM5224E		329910			329910	8.6818	329910	0	329910	8.6818	0	0.0000	0	0.0000	0	0.0000	329910
	Beena Agarwal	ABYPA1569R		24800			24800	0.6526	24800	0	24800	0.6526	0	0.0000	0	0.0000	0	0.0000	24800
	Krishna Devi	ABUPA8154C		47400			47400	1.2474	47400	0	47400	1.2474	0	0.0000	0	0.0000	0	0.0000	47400
	Manish Kumar Gang	ABGP0367H		69600			69600	1.8316	69600	0	69600	1.8316	0	0.0000	0	0.0000	0	0.0000	69600
	Monika Mittal	AHJPM0564D		10000			10000	0.2632	10000	0	10000	0.2632	0	0.0000	0	0.0000	0	0.0000	10000
	Natasha Agarwal	AISPM6404C		10000			10000	0.2632	10000	0	10000	0.2632	0	0.0000	0	0.0000	0	0.0000	10000
	Neha Sumit Agarwal	AHJPM0547L		30600			30600	0.8053	30600	0	30600	0.8053	0	0.0000	0	0.0000	0	0.0000	30600
	Nitika Mittal	ADDPM5225E		10000			10000	0.2632	10000	0	10000	0.2632	0	0.0000	0	0.0000	0	0.0000	10000
	Nimisha Mittal	AMMMP1667K		10000			10000	0.2632	10000	0	10000	0.2632	0	0.0000	0	0.0000	0	0.0000	10000
	Radhika Mittal	AHJPM0572D		55580			55580	1.4626	55580	0	55580	1.4626	0	0.0000	0	0.0000	0	0.0000	55580
	Rajeev Mittal	ADDPM5227H		510500			510500	13.4342	510500	0	510500	13.4342	0	0.0000	0	0.0000	0	0.0000	510500
	Rakesh Mittal	ADDPM5235H		71510			71510	1.8818	71510	0	71510	1.8818	0	0.0000	0	0.0000	0	0.0000	71510
	Ramesh Chand Agarwal	ADDP48520D		15800			15800	0.4158	15800	0	15800	0.4158	0	0.0000	0	0.0000	0	0.0000	15800
	Rini Mittal	ANYPM2255Q		178800			178800	4.7053	178800	0	178800	4.7053	0	0.0000	0	0.0000	0	0.0000	178800
	Seema Mittal	AGBPM0674R		152300			152300	4.0079	152300	0	152300	4.0079	0	0.0000	0	0.0000	0	0.0000	152300
	Shashi Mittal	ADDP45231D		281510			281510	7.4082	281510	0	281510	7.4082	0	0.0000	0	0.0000	0	0.0000	281510
(b)	Huf	AAACHA9134K	4	76000			76000	2	76000	0	76000	2	0	0.0000	0	0.0000	0	0.0000	76000
	Ashok Kumar Mittal	AABHM2222Q		47300			47300	1.2447	47300	0	47300	1.2447	0	0.0000	0	0.0000	0	0.0000	47300
	Har Bilas Mittal			73310			73310	1.9292	73310	0	73310	1.9292	0	0.0000	0	0.0000	0	0.0000	73310
	Mittal Seema	AADHM3992A		84900			84900	2.2342	84900	0	84900	2.2342	0	0.0000	0	0.0000	0	0.0000	84900
(c)	Rakesh Mittal	AADHR9068U		0	0	0	0	0	0	0	0	0	0	0.0000	0	0.0000	0	0.0000	0
(d)	Central Govt/state Govt/ President Of India			0	0	0	0	0	0	0	0	0	0	0.0000	0	0.0000	0	0.0000	0
(e)	Financial Inst/banks			0	0	0	0	0	0	0	0	0	0	0.0000	0	0.0000	0	0.0000	0
	Any other			0	0	0	0	0	0	0	0	0	0	0.0000	0	0.0000	0	0.0000	0
	Other - Body Corporate			0	0	0	0	0	0	0	0	0	0	0.0000	0	0.0000	0	0.0000	0
	Sub - Total		26	2399138			2399138	63.1352	2399138	0	2399138	63.1352	0	0.0000	0	0.0000	0	0.0000	2322238
(2)	Foreign			0	0	0	0	0	0	0	0	0	0	0.0000	0	0.0000	0	0.0000	0
(e)	Individual(nrf/ Foreign Individual)			0	0	0	0	0	0	0	0	0	0	0.0000	0	0.0000	0	0.0000	0
(b)	Government			0	0	0	0	0	0	0	0	0	0	0.0000	0	0.0000	0	0.0000	0
(c)	Institutions			0	0	0	0	0	0	0	0	0	0	0.0000	0	0.0000	0	0.0000	0
(d)	Foreign Portfolio Investors			0	0	0	0	0	0	0	0	0	0	0.0000	0	0.0000	0	0.0000	0
(e)	Any Other			0	0	0	0	0	0	0	0	0	0	0.0000	0	0.0000	0	0.0000	0
	Sub - Total			2399138			2399138	63.1352	2399138	0	2399138	63.1352	0	0.0000	0	0.0000	0	0.0000	2322238
	Total Shareholding of Promoter and Promotor Group			2399138			2399138	63.1352	2399138	0	2399138	63.1352	0	0.0000	0	0.0000	0	0.0000	2322238




(Handwritten signature)

ANNA INFRASTRUCTURES LIMITED
SHAREHOLDING PATTERN AS ON 31/03/2017

Table - III Statement showing shareholding pattern of the Public shareholding.

S.No.	Category & Name of the Shareholder (I)	PAN (II)	No of Shareholders (III)	No. of fully paid Equity Share Held (IV)	No. Of Partly Paid Equity Shares Held (V)	No. Of shares underlying Depository Receipts (VI)	Total Nos. Shares Held (VII) = IV+V+VI	No of Voting Rights held in each class of securities (IX)			Shareholding as a % of total no of Shares (calculated as per SCRR 1957)(VIII) as a % of (A+B+C2)	No of shares underlying convertible securities (including warrants) (X)	Shareholding as a % assuming full conversions of convertible securities (as a % of diluted equity capital) (XI)=VII+X as a % of (A+B+C2)	No. of Locked in Shares (XII)		No of Shares pledged or otherwise encumbered (XIII)		No of Equity Shares Held in Dematerialized form (XIV)
								Class X	Class Y	Total				Total as a % of (A+B+C)	No. (a)	As a % of total shares held (b)	No. (a)	
(1)	Institutions																	
(a)	Mutual Funds			0	0	0	0	0	0	0	0.0000	0	0.0000	0	0.0000	0	0.0000	0
(b)	Venture Capital Funds			0	0	0	0	0	0	0	0.0000	0	0.0000	0	0.0000	0	0.0000	0
(c)	Alternate Investment Funds			0	0	0	0	0	0	0	0.0000	0	0.0000	0	0.0000	0	0.0000	0
(d)	Foreign Venture Capital Investors			0	0	0	0	0	0	0	0.0000	0	0.0000	0	0.0000	0	0.0000	0
(e)	Foreign Portfolio Investors			0	0	0	0	0	0	0	0.0000	0	0.0000	0	0.0000	0	0.0000	0
(f)	Financial Inst/banks			0	0	0	0	0	0	0	0.0000	0	0.0000	0	0.0000	0	0.0000	0
(g)	Insurance Companies			0	0	0	0	0	0	0	0.0000	0	0.0000	0	0.0000	0	0.0000	0
(h)	Provident Funds/ Pension Fund			0	0	0	0	0	0	0	0.0000	0	0.0000	0	0.0000	0	0.0000	0
(i)	Any other			0	0	0	0	0	0	0	0.0000	0	0.0000	0	0.0000	0	0.0000	0
	Sub-total (B)(1)			0	0	0	0	0	0	0	0.0000	0	0.0000	0	0.0000	0	0.0000	0
	Central Govt /state Govt/ President Of India			0	0	0	0	0	0	0	0.0000	0	0.0000	0	0.0000	0	0.0000	0
(2)	Sub-total (B)(2)			0	0	0	0	0	0	0	0.0000	0	0.0000	0	0.0000	0	0.0000	0
(3)	Non-institutions		839	862559	0	0	862559	22.6989	0	862559	22.6989	0	22.6989	0	0.0000	0	0.0000	81098
(a)	(i) Individual-Holding Nom. Val. upto Rs.2 lakhs		4	189500	0	0	189500	4.9868	0	189500	4.9868	0	4.9868	0	0.0000	0	0.0000	0
	(ii) Individual-Holding Nom. Val. greater than Rs.2 lakhs			40000	0	0	40000	1.0526	0	40000	1.0526	0	1.0526	0	0.0000	0	0.0000	0
	Julie Aganwal			98500	0	0	98500	2.5921	0	98500	2.5921	0	2.5921	0	0.0000	0	0.0000	0
	Neelam Gupta			0	0	0	0	0.0000	0	0	0.0000	0	0.0000	0	0.0000	0	0.0000	0
(b)	Nbfc Registered With Rbi			0	0	0	0	0.0000	0	0	0.0000	0	0.0000	0	0.0000	0	0.0000	0
(c)	Employees Trust			0	0	0	0	0.0000	0	0	0.0000	0	0.0000	0	0.0000	0	0.0000	0
(d)	Overseas Depository Holding DRs			0	0	0	0	0.0000	0	0	0.0000	0	0.0000	0	0.0000	0	0.0000	0
(e)	Any Other		16	342977	0	0	342977	9.0257	0	342977	9.0257	0	9.0257	0	0.0000	0	0.0000	342977
	Other - Body Corp			165000	0	0	165000	4.3421	0	165000	4.3421	0	4.3421	0	0.0000	0	0.0000	165000
	Dream Home Constructions Private Limited	AABCD7453Q		163210	0	0	163210	4.2950	0	163210	4.2950	0	4.2950	0	0.0000	0	0.0000	163210
	Mittal Housings	ABAFM1607Q		2399	0	0	2399	0.0631	0	2399	0.0631	0	0.0631	0	0.0000	0	0.0000	2399
	Other - N R I - NON - REPATRIABLE		2	20	0	0	20	0.0005	0	20	0.0005	0	0.0005	0	0.0000	0	0.0000	20
	Other - N R I - REPATRIABLE		7	3407	0	0	3407	0.0897	0	3407	0.0897	0	0.0897	0	0.0000	0	0.0000	3407
	Other - Individual HUF		869	1400862	0	0	1400862	36.8648	0	1400862	36.8648	0	36.8648	0	0.0000	0	0.0000	429901
	Sub-total (B)(3)		869	1400862	0	0	1400862	36.8648	0	1400862	36.8648	0	36.8648	0	0.0000	0	0.0000	429901
	Total Public Shareholding		869	1400862	0	0	1400862	36.8648	0	1400862	36.8648	0	36.8648	0	0.0000	0	0.0000	429901



ANNA INFRASTRUCTURES LIMITED
SHAREHOLDING PATTERN AS ON 31/03/2017

Table - IV Statement showing shareholding pattern of the Non Promoter - Non Public shareholder

S.No.	Category & Name of the Shareholder (I)	PAN (II)	No of Shareholders (III)	No. of fully paid Equity Share Held (IV)	No. Of Partly Paid Equity Shares Held (V)	No. Of shares underlying Depository Receipts (VI)	Total Nos. Shares Held (VII) = IV+V+VI	Shareholding % as of total no of Shares (VIII) as a % of (A+B+C2)	No of Voting Rights held in each class of securities (IX)			Shareholding as a % assuming full conversions of convertible securities (as a % of diluted equity capital) (XI)=VII+X as a % of (A+B+C2)	No. of Locked in Shares (XII)		No of Shares pledged or otherwise encumbered (XIII)		No of Equity Shares Held in Dematerialized form (XIV)	
									Class X	Class Y	Total		Total as a % of (A+B+C)	No. (a)	As a % of total shares held (b)	No. (a)		As a % of total shares held (b)
(1)	Custodian/DR Holder names																	
(2)	Employees Benefit Trust (under SEBI Based employees benefit) Regulation 2014 names																	
(a)	Total Non-Promoter Non Public shareholding C = C1+C2																	

