

ANNA INFRASTRUCTURES LIMITED
SHAREHOLDING PATTERN AS ON 30/06/2016
Table - I Summary Statement holding of specified securities

Category (I)	Category of Shareholder (II)	No of Shareholders (III)	No. of fully paid Equity Share Held (IV)	No. Of Partly Paid Equity Shares Held (V)	No. Of shares underlying Depository Receipts (VI)	Total Nos. Shares Held (VII) = IV+V+VI	Shareholding as a % of total no of Shares (calculated as per SCRR 1957) (VIII) as a % of (A+B+C2)	No of Voting Rights held in each class of securities (IX)			Total as a % of (A+B+C)	No of shares underlying convertible securities (including warrants) (X)	Shareholding as a % assuming full conversions of convertible securities (as a % of diluted equity capital) (XI)=VII+X as a % of (A+B+C2)	No. of Locked in Shares (XII)		No of Shares pledged or otherwise encumbered (XIII)		No of Equity Shares Held in Dematerialized form (XIV)
								Class X	Class Y	Total				No. (a)	As a % of total shares held (b)	No. (a)	As a % of total shares held (b)	
(A)	Promoter & Promoter Group	28	2399138	0	0	2399138	63.1352	2399138	0	2399138	0	63.1352	0	0	0	0	0	2028618
(B)	Public	881	1400862	0	0	1400862	36.8648	1400862	0	1400862	0	36.8648	0	0	0	0	0	429896
(C)	Non Promoter - Non Public	0	0	0	0	0	0.0000	0	0	0	0	0.0000	0	0	0	0	0	0
(C1)	Shares Underlying DRs	0	0	0	0	0	0.0000	0	0	0	0	0.0000	0	0	0	0	0	0
(C2)	Share Held By Employees Trusts	0	0	0	0	0	0.0000	0	0	0	0	0.0000	0	0	0	0	0	0
	Total	0	0	0	0	0	0.0000	0	0	0	0	0.0000	0	0	0	0	0	0
	Total A+B+C1+C2	909	3800000	0	0	3800000	100.0000	3800000	0	3800000	0	100.0000	0	0	0	0	0	2458514





Table - II Statement showing shareholding pattern of the Promoter and Promer


S.No.	Category & Name of the Shareholder (I)	PAN (II)	No of Shareholders (III)	No. of fully paid Equity Share Held (IV)	No. Of Party Paid Equity Shares Held (V)	No. Of shares underlying Depository Receipts (VI)	Total Nos. Shares Held (VII) = IV+V+VI	Shareholding as a % of total no of Shares (calculated as per SCRR 1957) (VIII) as a % of (A+B+C2)			No of Voting Rights held in each class of securities (IX)			Shareholding as a % assuming full conversions of convertible securities (as a % of diluted equity capital) (X)=(VII+X) as a % of (A+B+C2)	No. of Locked in Shares (XII)		No of Shares pledged or otherwise encumbered (XIII)	No of Equity Shares Held in Dematerialized form (XIV)
								Class X	Class Y	Total	Class X	Class Y	Total		No. (a)	No. (b)		
(1)	Indian		28	2399138	0	0	2399138	63.1352	2399138	0	2399138	63.1352	0	0	0	0	0	2028618
(a)	Individual/huf			14800	0	0	14800	0.3895	14800	0	14800	0.3895	0	0	0	0	0	14800
	Aditi Agarwal	AOBPA2925D		15500	0	0	15500	0.4079	15500	0	15500	0.4079	0	0	0	0	0	15500
	Akshay Gupta	AIKPA7076A		22628	0	0	22628	0.5955	22628	0	22628	0.5955	0	0	0	0	0	22628
	Alka Agarwal	AAKPA0996L		388200	0	0	388200	10.2158	388200	0	388200	10.2158	0	0	0	0	0	388200
	Amit Mittal	AEPM7045K		52600	0	0	52600	1.3842	52600	0	52600	1.3842	0	0	0	0	0	52600
	Anil Kumar Agarwal	ACOPA0004E		73100	0	0	73100	1.9237	73100	0	73100	1.9237	0	0	0	0	0	73100
	Anju Mittal	AISPM6405D		76000	0	0	76000	2.0000	76000	0	76000	2.0000	0	0	0	0	0	76000
	Ashok Kumar Mittal	AACHA9134K		329910	0	0	329910	8.6818	329910	0	329910	8.6818	0	0	0	0	0	329910
	Ashok Kumar Mittal	ADDPM5224E		24800	0	0	24800	0.6526	24800	0	24800	0.6526	0	0	0	0	0	24800
	Beena Agarwal	ABYPA1369R		1500	0	0	1500	0.0395	1500	0	1500	0.0395	0	0	0	0	0	1500
	Dinesh Chand Agarwal	AILPA5790K		47300	0	0	47300	1.2447	47300	0	47300	1.2447	0	0	0	0	0	47300
	Harpals Mittal (h.u.f.)	AASHH2222Q		47400	0	0	47400	1.2474	47400	0	47400	1.2474	0	0	0	0	0	47400
	Krishna Devi	ABUPA8154C		69600	0	0	69600	1.8316	69600	0	69600	1.8316	0	0	0	0	0	69600
	Manish Kumar Garg	ABGPG0367H		10000	0	0	10000	0.2632	10000	0	10000	0.2632	0	0	0	0	0	10000
	Monika Mittal	AHJPM0564D		10000	0	0	10000	0.2632	10000	0	10000	0.2632	0	0	0	0	0	10000
	Natasha Agarwal	AISPM6404C		10000	0	0	10000	0.2632	10000	0	10000	0.2632	0	0	0	0	0	10000
	Neha Sumit Agarwal	AHJPM0547L		30600	0	0	30600	0.8053	30600	0	30600	0.8053	0	0	0	0	0	30600
	Netika Mittal	ADDPM5225F		10000	0	0	10000	0.2632	10000	0	10000	0.2632	0	0	0	0	0	10000
	Nimisha Mittal	AMMPM1667K		10000	0	0	10000	0.2632	10000	0	10000	0.2632	0	0	0	0	0	10000
	Radhika Mittal	AHJPM0572D		12500	0	0	12500	0.3289	12500	0	12500	0.3289	0	0	0	0	0	12500
	Raj Agarwal	ADBPA4871F		55580	0	0	55580	1.4626	55580	0	55580	1.4626	0	0	0	0	0	55580
	Rajeev Mittal	ADDPM5227H		84900	0	0	84900	2.2342	84900	0	84900	2.2342	0	0	0	0	0	84900
	Rakesh Mittal	AADHR9068J		510500	0	0	510500	13.4342	510500	0	510500	13.4342	0	0	0	0	0	510500
	Rakesh Mittal	ADDPM5235H		71510	0	0	71510	1.8818	71510	0	71510	1.8818	0	0	0	0	0	71510
	Ramesh Chand Agarwal	ADDPA8520D		15800	0	0	15800	0.4158	15800	0	15800	0.4158	0	0	0	0	0	15800
	Rini Mittal	ANYPM2255Q		73310	0	0	73310	1.9292	73310	0	73310	1.9292	0	0	0	0	0	73310
	Seema Mittal Huf	AAAHM3992A		178800	0	0	178800	4.7053	178800	0	178800	4.7053	0	0	0	0	0	178800
	Seema Mittal	AGBPM0674R		152300	0	0	152300	4.0079	152300	0	152300	4.0079	0	0	0	0	0	152300
	Shashi Mittal	ADDPM5231D		0	0	0	0	0	0	0	0	0	0	0	0	0	0	0
(b)	Central Govt /state Govt/ President Of India		0	0	0	0	0	0	0	0	0	0	0	0	0	0	0	0
(c)	Financial Inst/banks		0	0	0	0	0	0	0	0	0	0	0	0	0	0	0	0
(d)	Any other		0	0	0	0	0	0	0	0	0	0	0	0	0	0	0	0
	Other - Body Corporate		0	0	0	0	0	0	0	0	0	0	0	0	0	0	0	0
	Sub - Total		28	2399138	0	0	2399138	63.1352	2399138	0	2399138	63.1352	0	0	0	0	0	2028618
(2)	Foreign			0	0	0	0	0	0	0	0	0	0	0	0	0	0	0
(a)	Individual(nr)/ Foreign Individual		0	0	0	0	0	0	0	0	0	0	0	0	0	0	0	0
(b)	Government		0	0	0	0	0	0	0	0	0	0	0	0	0	0	0	0
(c)	Institutions		0	0	0	0	0	0	0	0	0	0	0	0	0	0	0	0
(d)	Foreign Portfolio Investors		0	0	0	0	0	0	0	0	0	0	0	0	0	0	0	0
(e)	Any Other		0	0	0	0	0	0	0	0	0	0	0	0	0	0	0	0
	Sub - Total		0	0	0	0	0	0	0	0	0	0	0	0	0	0	0	0
	Total Shareholding of Promoter and Promoter Group		28	2399138	0	0	2399138	63.1352	2399138	0	2399138	63.1352	0	0	0	0	0	2028618



ANNA INFRASTRUCTURES LIMITED
SHAREHOLDING PATTERN AS ON 30/06/2016

Table - III Statement showing shareholding pattern of the Public shareholding

S.No.	Category & Name of the Shareholder (I)	PAN (II)	No of Shareholders (III)	No. of fully paid Equity Share Held (IV)	No. of Partly Paid Equity Shares Held (V)	No. of shares underlying Depository Receipts (VI)	Total Nos. Shares Held (VII) = IV+V+VI	Shareholding as a % of total Shares (calculated as per SCRR 1957) (VIII) as a % of (A+B+C)	No of Voting Rights held in each class of securities (IX)				No of shares underlying convertible securities (including warrants) (X)	Shareholding as a % assuming full conversions of convertible securities (as a % of diluted equity capital) (XI)=VII+X as a % of (A+B+C)	No. of Locked in Shares (XII)		No of Shares pledged or otherwise encumbered (XIII)		No of Equity Shares Held in Dematerialized form (XIV)	
									Class X	Class Y	Total	Total as a % of (A+B+C)			No. (a)	As a % of total shares held (b)	No. (a)	As a % of total shares held (b)		
(1)	Institutions																			
(a)	Mutual Funds																			
(b)	Venture Capital Funds																			
(c)	Alternate Investment Funds																			
(d)	Foreign Venture Capital Investors																			
(e)	Foreign Portfolio Investors																			
(f)	Financial Insts/banks																			
(g)	Insurance Companies																			
(h)	Provident Funds/ Pension Fund																			
(i)	Any other																			
	Sub-total (B)(1)																			
(2)	Central Govt./State Govt/ President Of India																			
	Sub-total (B)(2)																			
(3)	Non-institutions																			
(a)	(i) Individual-Holding Nom. Val. upto Rs.2 lakhs		850	860958	0	0	860958	22.6568	860958	0	860958	22.6568	0	22.6568	0	0.0000	0	0.0000	0	79492
	(ii) Individual-Holding Nom. Val. greater than Rs.2 lakhs		4	189500	0	0	189500	4.9868	189500	0	189500	4.9868	0	4.9868	0	0.0000	0	0.0000	0	0
	Jullie Agarwal			40000	0	0	40000	1.0526	40000	0	40000	1.0526	0	1.0526	0	0.0000	0	0.0000	0	0
	Neelam Gupta			98500	0	0	98500	2.5921	98500	0	98500	2.5921	0	2.5921	0	0.0000	0	0.0000	0	0
(b)	Nbfic Registered With Rbi		0	0	0	0	0	0.0000	0	0	0	0.0000	0	0.0000	0	0.0000	0	0.0000	0	0
(c)	Employees Trust		0	0	0	0	0	0.0000	0	0	0	0.0000	0	0.0000	0	0.0000	0	0.0000	0	0
(d)	Overseas Depository Holding DRS		0	0	0	0	0	0.0000	0	0	0	0.0000	0	0.0000	0	0.0000	0	0.0000	0	0
(e)	Any Other																			
	Other - Body Corp		18	344583	0	0	344583	9.0680	344583	0	344583	9.0680	0	9.0680	0	0.0000	0	0.0000	0	344583
	Dream Home Constructions Private Limited	AABCD7453Q		165000	0	0	165000	4.3421	165000	0	165000	4.3421	0	4.3421	0	0.0000	0	0.0000	0	165000
	Mittal Housing Pvt Ltd	AACCM6389D		163210	0	0	163210	4.2950	163210	0	163210	4.2950	0	4.2950	0	0.0000	0	0.0000	0	163210
	Other - N R I		3	2419	0	0	2419	0.0637	2419	0	2419	0.0637	0	0.0637	0	0.0000	0	0.0000	0	2419
	Other - Individual HUF		6	3402	0	0	3402	0.0895	3402	0	3402	0.0895	0	0.0895	0	0.0000	0	0.0000	0	3402
	Sub-total (B)(3)		881	1400862	0	0	1400862	36.8648	1400862	0	1400862	36.8648	0	36.8648	0	0.0000	0	0.0000	0	429896
	Total Public Shareholding		881	1400862	0	0	1400862	36.8648	1400862	0	1400862	36.8648	0	36.8648	0	0.0000	0	0.0000	0	429896



ANNA INFRASTRUCTURES LIMITED
SHAREHOLDING PATTERN AS ON 30/06/2016

Table - IV Statement showing shareholding pattern of the Non Promoter - Non Public shareholder

S.No.	Category & Name of the Shareholder (I)	PAN (II)	No of Shareholders (III)	No. of fully paid Equity Share Held (IV)	No. of Partly Paid Equity Shares Held (V)	No. Of shares underlying Depository Receipts (VI)	Total Nos. Shares Held (VII) = IV+V+VI	Shareholding % as of total no of Shares (VIII) as a % of (A+B+C2)	No of Voting Rights held in each class of securities (IX)			Shareholding as a % assuming full conversions of convertible securities (as a % of diluted equity capital) (XI)=VII+X as a % of (A+B+C2)	No. of Locked in Shares (XII)		No of Shares pledged or otherwise encumbered (XIII)		No of Equity Shares Held in Dematerialized form (XIV)
									Class X	Class Y	Total as a % of (A+B+C)		No. (a)	As a % of total shares held (b)	No. (a)	As a % of total shares held (b)	
(1)	Custodian/DR Holder																
(a)	names																
(2)	Employees Benefit Trust (under SEBI Based employees benefit) Regulation 2014																
(a)	names																
	Total Non-Promoter Non Public shareholding C = C1+C2																

